

Human CD155/PVR Protein

Cat. No. CD1-HM255




Description	
Source	Recombinant Human CD155/PVR Protein is expressed from HEK293 with hFc tag at the C-Terminus. It contains Trp21-Asn343.
Accession	P15151-1
Molecular Weight	The protein has a predicted MW of 61.8 kDa. Due to glycosylation, the protein migrates to 75-100 kDa based on Bis-Tris PAGE result.
Endotoxin	Less than 1 EU per µg by the LAL method.
Purity	> 95% as determined by Bis-Tris PAGE

Formulation and Storage	
Formulation	Lyophilized from 0.22µm filtered solution in PBS (pH 7.4). Normally 8% trehalose is added as protectant before lyophilization.
Reconstitution	Dissolve the lyophilized protein in distilled water. Please refer to the Certificate of Analysis for detailed instructions.
Storage	-20 to -80°C for 12 months as supplied from date of receipt.-80°C for 3 months after reconstitution.Recommend to aliquot the protein into smaller quantities for optimal storage. Please minimize freeze-thaw cycles.

Background	
CD155 is a cell surface adhesion molecule functioning in tumor cell migration, invasion, and metastasis, and not surprisingly, is also designated as a common tumor-associated antigen. CD155 is also recognized by NK cells to induce their cytotoxicity. CD155 is also commonly referred to as the "poliovirus receptor," or PVR.	

Assay Data

Bis-Tris PAGE



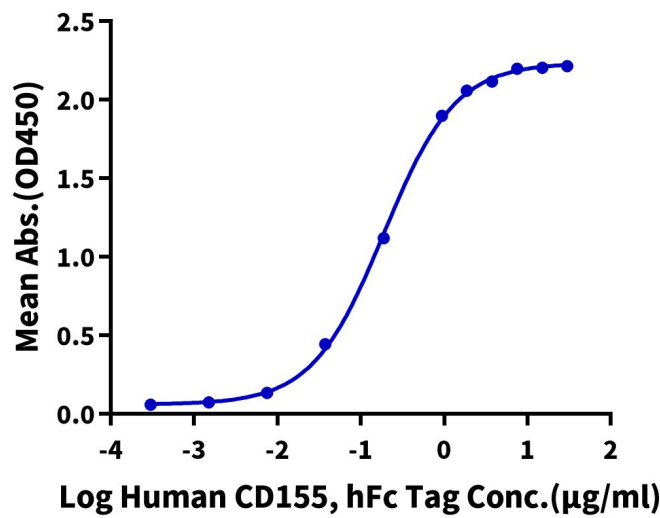
Human CD155 on Bis-Tris PAGE under reduced condition. The purity is greater than 95%.

ELISA Data

Assay Data

Human CD155, hFc Tag ELISA

0.1µg Human TIGIT, His Tag Per Well

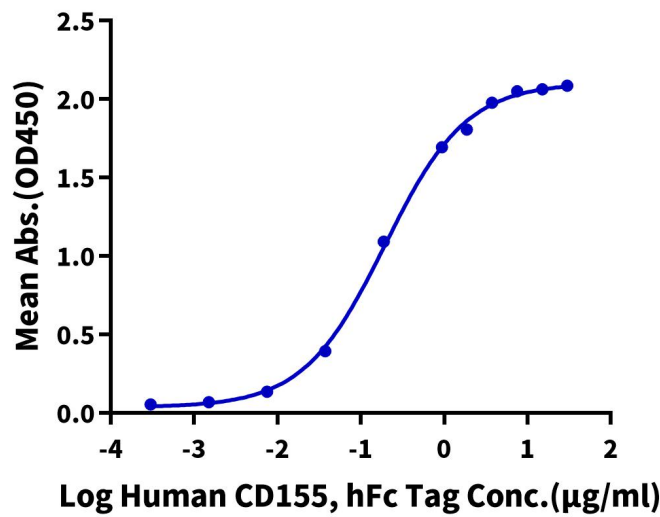


Immobilized Human TIGIT, His Tag at 1µg/ml (100µl/Well) on the plate. Dose response curve for Human CD155, hFc Tag with the EC50 of 0.19µg/ml determined by ELISA (QC Test).

ELISA Data

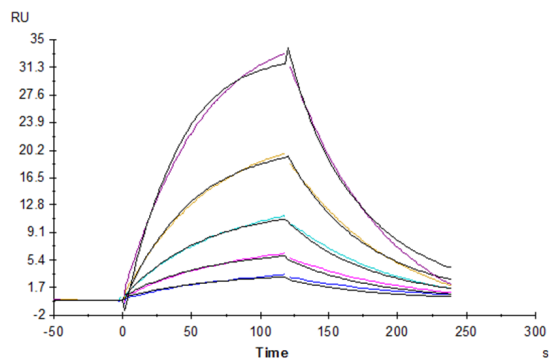
Human CD155, hFc Tag ELISA

0.5µg Human CD96, mFc Tag Per Well



Immobilized Human CD96, mFc Tag at 5µg/ml (100µl/Well) on the plate. Dose response curve for Human CD155, hFc Tag with the EC50 of 0.19µg/ml determined by ELISA.

SPR Data



Human CD155, hFc Tag captured on CM5 Chip via Protein A can bind Human CD96, His Tag with an affinity constant of 0.958 µM as determined in SPR assay (Biacore T200).